



LiveSafe®

LiveSafe in 3 Easy Steps

1 Download

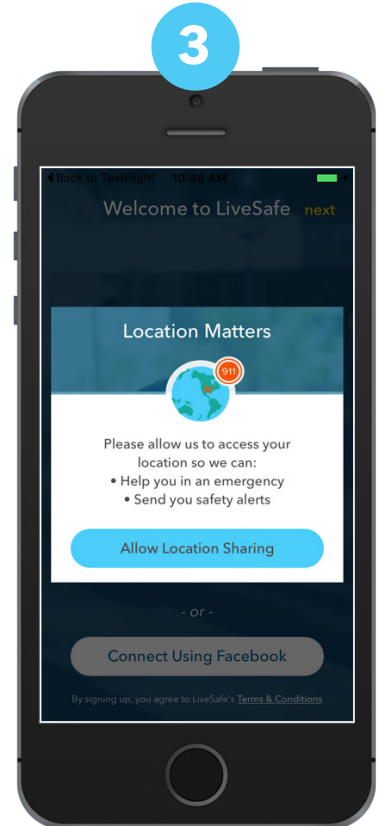
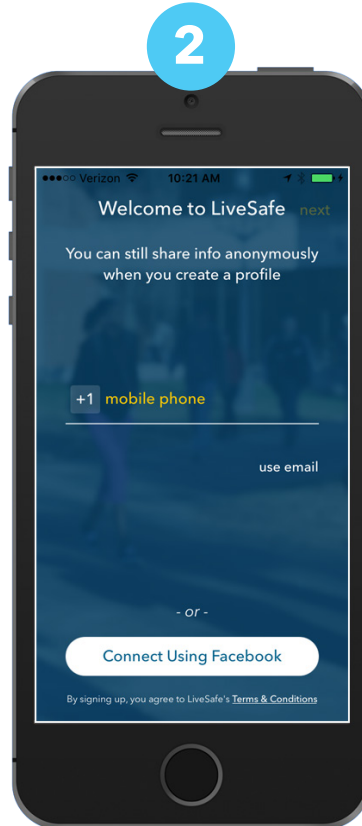
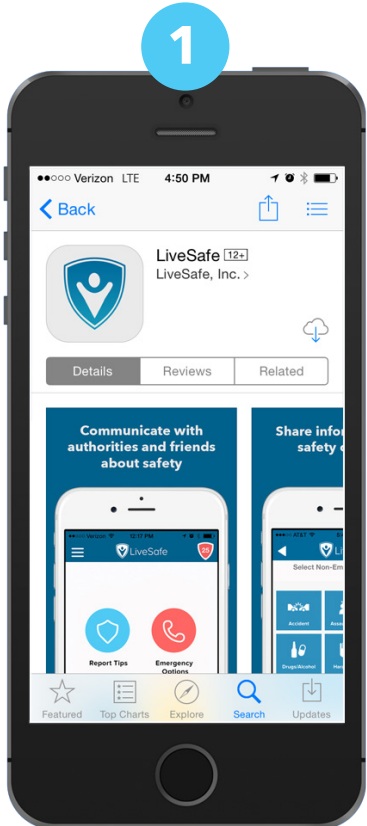
Search for and download "LiveSafe" from iTunes or Google Play app stores. Open LiveSafe on your device.

2 Sign up and verify your account

Register using your mobile phone number or tap "use email" to sign up with your email instead. Follow the verification instructions (either via SMS text if registering with your phone number or via email if using your email account). Once verified, fill out your profile and create a password. Tap "next."

3 Select your organization

Your organization should appear at the top of the list if it is nearby. Otherwise, search for and select it. You'll know you are in the right place when you see your organization's logo at the top. When prompted, enable push notifications and location services to receive full benefits of the LiveSafe app. You're set!



LiveSafeMobile.com



(571) 312-4645



@LiveSafe



/LiveSafeApp